

INTRODUCTORY SUB-TABLE (I)(a)

NAME OF THE COMPANY : JPT SECURITIES LIMITED

SCRIP CODE: 530985

NAME OF THE SCRIP: JPTSEC

CLASS OF SECURITY: EQUITY

QUARTER ENDED: 30/06/2014

Partly paid-up shares:-		No. of partly paid-up shares	As a % of total no of partly paid up shares	As a % of total no of shares of the Company
Held by promoter/promoter group		0		
Held by public		0		
Total-D		0		
Outstanding convertible securities:-	No. of outstanding securities	As a % of total no of outstanding securities	As a % of total no of convertible securities	As a % of total no of shares of the Company, assuming full conversion of the convertible securities
Held by promoter/promoter group		0		
Held by public		0		
Total-E		0		
Warrants:-	No. of warrants	As a % of total no of warrants	As a % of total no of shares of the Company, assuming full conversion of warrants	
Held by promoter/promoter group		0		
Held by public		0		
Total-F		0		
Total paid up capital of the company assuming full conversion of warrants and convertible securities				
3006000 Equity Shares				




(I)(A) STATEMENT SHOWING SHAREHOLDING PATTERN

JPT SECURITIES LTD.

QUARTER ENDED: 30/06/2014

SCRIP CODE: 530985

Category code	Category of Shareholder	Number of Shareholders	Total number of shares	Number of dematerialized shares held in form	Total shareholding as a percentage of total number of shares		Number of Shares otherwise encumbered	Plugged or
					As a percentage of (A+B)	As a percentage of (A+B+C)		
					VI	VII	VIII	IX
(A) SHAREHOLDING OF PROMOTER AND PROMOTER GROUP								
(1) Indian								
(a)	Individuals/ Hindu Undivided Family	0	0	0	0	0	0	0
(b)	Central Government / State Government(s)	0	0	0	0	0	0	0
(c)	Bodies Corporate	1	1806350	1806350	60.091	60.091	0	0
(d)	Financial Institutions/ Banks	0	0	0	0	0	0	0
(e)	Any Other (Specify)	0	0	0	0	0	0	0
	Sub Total (A)(1)	1	1806350	1806350	60.091	60.091	0	0
(2) Foreign								
(a)	Individuals (Non-Residents Individuals/ Foreign Individuals)	0	0	0	0	0	0	0
(b)	Bodies Corporate	0	0	0	0	0	0	0
(c)	Institutions	0	0	0	0	0	0	0
(d)	Qualified Foreign Investor	0	0	0	0	0	0	0
(e)	Any Other (specify)	0	0	0	0	0	0	0
	Sub Total (A)(2)	0	0	0	0	0	0	0
	TOTAL SHAREHOLDING OF PROMOTER AND PROMOTER GROUP	1	1806350	1806350	60.091	60.091	0	0
(B) PUBLIC SHAREHOLDING								
(1) Institutions								
(a)	Mutual Funds/UTI	0	0	0	0	0	N.A.	N.A.
(b)	Financial Institutions / Banks	0	0	0	0	0	N.A.	N.A.



(c) Central Government(s) / State Government(s)	0	0	0	0	0	0	0	0	N.A.	N.A.
(d) Venture Capital Funds	0	0	0	0	0	0	0	0	N.A.	N.A.
(e) Insurance Companies	0	0	0	0	0	0	0	0	N.A.	N.A.
(f) Foreign Institutional Investors	0	0	0	0	0	0	0	0	N.A.	N.A.
(g) Foreign Venture Capital Investors	0	0	0	0	0	0	0	0	N.A.	N.A.
(h) Qualified Foreign Investor	0	0	0	0	0	0	0	0	N.A.	N.A.
(i) Any Other (specify)	0	0	0	0	0	0	0	0	N.A.	N.A.
Sub Total (B)(1)	0	0	0	0	0	0	0	0	N.A.	N.A.
(2) Non-Institutions										
(a) Bodies Corporate	63	156036	137436	5,191	5,191	0	0	0	N.A.	N.A.
(b) Individuals- i. Individual shareholders holding nominal share capital up to Rs. 1 lac	1977	871213	736778	28,982	28,982	0	0	0	N.A.	N.A.
(b) Individuals- ii. Individual shareholders holding nominal share capital in excess of Rs. 1 lac.	8	126903	126903	4,222	4,222	0	0	0	N.A.	N.A.
(c) Qualified Foreign Investor	0	0	0	0	0	0	0	0	N.A.	N.A.
(d) Any other (specify) Non-resident Indian./OCB	17	16769	16769	0.558	0.558	0	0	0	N.A.	N.A.
(e) Any other (specify) Clearing Member	16	22929	22929	0.763	0.763	0	0	0	N.A.	N.A.
(f) Any other (specify) Trust	1	5800	5800	0.193	0.193	0	0	0	N.A.	N.A.
(g) Any other (specify) foreign bodies corporates	0	0	0	0	0	0	0	0	N.A.	N.A.
(h) Any Other (specify)	0	0	0	0	0	0	0	0	N.A.	N.A.
Sub Total (B)(2)	2082	1199650	1046615	39,909	39,909	0	0	0	N.A.	N.A.
TOTAL PUBLIC SHAREHOLDING (B)=(B)(1)+(B)(2)	2082	1199650	1046615	39,909	39,909	0	0	0	N.A.	N.A.
(C) SHARES HELD BY CUSTODIANS AND AGAINST WHICH DEPOSITORY RECEIPTS HAVE BEEN ISSUED										
1. Promoter and Promoter Group	0	0	0	0	0	0	0	0	N.A.	N.A.
2. Public	0	0	0	0	0	0	0	0	N.A.	N.A.
Sub Total (C)	0	0	0	0	0	0	0	0	N.A.	N.A.
Grand Total (A) + (B) + (C)	2083	3006000	2852965	Secur. 100	100	0	0	0	0	0



JPT SECURITIES LTD.

(1)(b) Statement showing holding of securities (including shares, warrants, convertible securities) of persons belonging to the category "Promoter and Promoter Group": 30/06/2014

Sr. Folio No	DPID-CLID	Name of the Shareholder	Details of shares held			Encumbered Shares (*)			Details of warrants			Details of convertible securities			Total shares (including underlying shares assuming full conversion of warrants and convertible securities) as a % of diluted share capital
			No. of shares held	As a % of grand total (A)+(B) + (C)	No.	As a percent age	As a % of grand total (A)+(B) + (C) of sub-clause (i)(a)	Number of warrants held	As a % total number of warrants of the same class	Number of convertible securities held	As a % total number of convertible securities of the same class				
1	1203500000581570	AWAITA PRIVATE PROPERTIES LIMITED	1806350	60.091	0	(VI)=V/III*100 0	0	0						60.091	
TOTAL			1806350	60.091	0	0	0	0						60.091	

(*) The term "encumbrance" has the same meaning as assigned to it in regulation 28(3) of the SAST Regulations, 2011



JPT SECURITIES LTD.

1(c)(i) Statement showing holding of securities (including shares, warrants, convertible securities) of persons belonging to the category "Public" and holding more than 1% of the total number of shares: 30/06/2014


Sr. No.	Folio	DPID-CLID	Name of the Shareholder	Number of shares held	Shares as percentage of total number of shares (i.e., Grand Total (A)+(B)+(C) Indicated in statement at para (I) (a) above)	Details of warrants		Details of convertible securities		Total shares (including underlying shares assuming full conversion of warrants and convertible securities) as % of diluted shares capital
						Number of warrants held	As a % total number of warrants of the same class	Number of convertible securities held	% w.r.t. total number of convertible securities of the same class	
1		1205600000005691	VERONA CAPITAL LIMITED	51011	1.697					1.697
2		1201640000149917	MADHU TOTLA	35373	1.177					1.177
TOTAL				86384	2.874					2.874



JPT SECURITIES LTD.

1(c)(ii) Statement showing holding of securities (including shares, warrants, convertible securities) of persons (together with PAC) belonging to the category "Public" and holding more than 5% of the total number of shares of the company: 30/06/2014


Sr. No.	Folio	DPID-CLID	Name(s) of the Shareholder(s) and the Person Acting in Concert (PAC) with them	Number of shares held	Shares as a percentage of total number of shares {i.e., Grand Total (A)+(B)+(C) indicated in statement at para (l) (a) above}	Details of warrants		Details of convertible securities		Total shares (including underlying shares assuming full conversion of warrants and convertible securities) as % of diluted shares capital
						Number of warrants	As a % total number of warrants of the same class	Number of convertible securities held	% w.r.t. total number of convertible securities of the same class	
TOTAL										
				0	0					0



JPT SECURITIES LTD.

(i)(d) Statement showing details of locked-in-shares : 30/06/2014


Sr. No.	Folio	DPID-CLID	Name of the shareholder	Number of locked-in shares	Locked-in shares as a percentage of total number of shares {i.e., Grand Total (A)+(B)+(C) indicated in Statement at para (i)(a) above}
TOTAL					0



JPT SECURITIES LTD.

(ii)(a) Statement showing details of Depository Receipts (DRs) : 30/06/2014

Sr. No.	Type of outstanding DR (ADRs, GDRs, SDRs, etc.)	Number of outstanding DRs	Number of shares underlying outstanding DRs	Shares underlying outstanding DRs as a percentage of total number of shares (i.e., Grand Total (A)+(B)+(C) indicated in Statement at para (i)(a) above)
1	ADR	0	0	0
2	GDR	0	0	0
TOTAL		0	0	0



JPT SECURITIES LIMITED

(ii)(b) Statement showing holding of Depository Receipts (DRs), where underlying shares held by "promoter/promoter group" are in excess of 1% of the total number of shares: 30/06/2014

Sr. No.	Name of the DR Holder	Type of outstanding DR (ADRs, GDRs, SDRs, etc.)	Number of shares underlying outstanding DRs	Shares underlying outstanding DRs as a percentage of total number of shares (i.e., Grand Total (A)+(B)+(C) indicated in Statement at para (i)(a) above)
1			0	0.00
TOTAL				0.00



JPT SECURITIES LIMITED

(iii)(a) Statement showing the voting pattern of shareholders, if more than one class of shares/securities is issued by the issuer (Give description of voting rights for each class of security): 30/06/2014

Class X: Not Applicable			
Class Y: Not Applicable			
Class Z: Not Applicable			

