




INTRODUCTORY SUB-TABLE (I)(a)			
NAME OF THE COMPANY : JPT SECURITIES LTD.			
Scrip Code, Name of the scrip, class of security: 530985		QUARTER ENDED: 30/09/2015	
Partly paid-up shares:-	No. of partly paid-up shares	As a % of total no of partly paid-up shares	As a % of total no of shares of the Company
Held by promoter/promoter group			
Held by public			
Total-D			
Outstanding convertible securities:-	No. of outstanding securities	As a % of total no of outstanding convertible securities	As a % of total no of shares of the Company, assuming full conversion of the convertible securities
Held by promoter/promoter group			
Held by public			
Total-E			
Warrants:-	No. of warrants	As a % of total no of warrants	As a % of total no of shares of the Company, assuming full conversion of warrants
Held by promoter/promoter group			
Held by public			
Total-F			
Total paid up capital of the company assuming full conversion of warrants and convertible securities	3006000		



(I)(A) STATEMENT SHOWING SHAREHOLDING PATTERN AS ON								
JPT SECURITIES LTD.								
SCRIP CODE: 530985			QUARTER ENDED: 30/09/2015					
Category code	Category of Shareholder	Number of Shareholders	Total number of shares	Number of shares held in dematerialized form	Total shareholding as a percentage of total number of shares		Shares Pledged or otherwise encumbered	
					As a percentage of (A+B)	As a percentage of (A+B+C)	Number of shares	As a percentage
I	II	III	IV	V	VI	VII	VIII	IX
(A) SHAREHOLDING OF PROMOTER AND PROMOTER GROUP								
(1) Indian								
(a) Individuals (HUF)		0	0	0	0	0	0	0
(b) Central Gov/State gov		0	0	0	0	0	0	0
(c) Bodies Corporate		1	1806350	1806350	60.091	60.091	0	0
(d) Financial Inst. Banks		0	0	0	0	0	0	0
(e) Any Other (Specify)		0	0	0	0	0	0	0
Sub Total (A)(1)		1	1806350	1806350	60.091	60.091	0	0
(2) Foreign								
Individuals (Non-Residents Individuals/ Foreign Individuals)		0	0	0	0	0	0	0
(b) Bodies Corporate		0	0	0	0	0	0	0
(c) Institutions		0	0	0	0	0	0	0
(d) Qualified Foreign Investor		0	0	0	0	0	0	0
(e) Any Other (specify) GROUP HOLDING		0	0	0	0	0	0	0
Sub Total (A)(2)		0	0	0	0	0	0	0
TOTAL SHAREHOLDING OF PROMOTER AND PROMOTER GROUP (A)=(A)(1)+(A)(2)		1	1806350	1806350	60.091	60.091	0	0
(B) PUBLIC SHAREHOLDING								
(1) Institutions								
(a) Mutual Funds/UTI		0	0	0	0	0	N.A.	N.A.
(b) Financial Inst/Banks		0	0	0	0	0	N.A.	N.A.
(c) Central Government(s) state Government(s)		0	0	0	0	0	N.A.	N.A.



(d) Venture Capital Funds	0	0	0	0	0	N.A.	N.A.
(e) Insurance Companies	0	0	0	0	0	N.A.	N.A.
(f) Foreign Institutional Investors	0	0	0	0	0	N.A.	N.A.
(g) Foreign Venture Capital Investors	0	0	0	0	0	N.A.	N.A.
(h) Qualified Foreign Investor	0	0	0	0	0	N.A.	N.A.
(i) Any Other (specify) FDI	0	0	0	0	0	N.A.	N.A.
Sub Total (B)(1)	0	0	0	0	0	N.A.	N.A.
(2) Non-Institutions							
(a) Bodies Corporate	57	130776	112176	4.35	4.35	N.A.	N.A.
(b) Individuals- i. Individual shareholders holding nominal share capital up to Rs. 1 lac	1902	822123	691088	27.349	27.349	N.A.	N.A.
(c) Individuals- ii. Individual shareholders holding nominal share capital in excess of Rs. 1 lac.	12	215122	215122	7.156	7.156	N.A.	N.A.
(d) Qualified Foreign Investor	0	0	0	0	0	N.A.	N.A.
(e) Any other (specify) Non-resident indian./OCB	14	9326	9326	0.31	0.31	N.A.	N.A.
(e) Any other (specify) Clearing Member	12	22303	22303	0.742	0.742	N.A.	N.A.
Sub Total (B)(2)	1997	1199650	1050015	39.907	39.907	N.A.	N.A.
TOTAL PUBLIC SHAREHOLDING (B)=(B)(1)+(B)(2)	1997	1199650	1050015	39.907	39.907	N.A.	N.A.
(C) SHARES HELD BY CUSTODIANS AND AGAINST WHICH DEP. RECEIPTS HAVE BEEN ISSUED							
(1) Promoter and Promoter Group	0	0	0	0	0	N.A.	N.A.
(2) Public	0	0	0	0	0	N.A.	N.A.
Sub Total (C)(1)	0	0	0	0	0	N.A.	N.A.
TOTAL SHARES HELD BY CUSTODIANS AND AGAINST WHICH DEP. RECEIPTS HAVE BEEN ISSUED (C)=(C)(1)	0	0	0	0	0	N.A.	N.A.
Grand Total (A) + (B) + (C)	1998	3006000	2856365	100	100	0	0



JPT SECURITIES LTD.

(I)(b) Statement showing holding of securities (including shares, warrants, convertible securities) of persons belonging to the category "Promoter and Promoter Group" 30/09/2015

				TOTAL SHARES HELD		SHARES PLEDGED OR OTHERWISE ENCUMBERED			DETAILS OF WARRANTS		DETAILS OF CONVERTIBLE SECURITIES		TOTAL SHARES (INCLUDING UNDERLYING SHARES ASSUMING FULL CONVERSION OF WARRANTS AND CONVERTIBLE SECURITIES AS A % OF DILUTED SHARE)
Sr. No.	FOLIO	DPID-CLID	NAME OF THE SHAREHOLDER	NUMBER	AS A % OF GRAND TOTAL (A+B+C)	NUMBER	AS A %	AS A % OF GRAND TOTAL (A+B+C) OF SUB-CLAUSE (I)(a)	NUMBER OF WARRANTS HELD	AS A % TOTAL NUMBER OF WARRANTS OF THE SAME CLASS	NUMBER OF CONVERTIBLE SECURITIES HELD	AS A % TOTAL NUMBER OF CONVERTIBLE SECURITIES OF THE	
(I)			(II)	(III)	(IV)	(V)	(VI)=V/III* 100	(VII)	(VIII)	(IX)	(X)	(XI)	(XII)
1		1203500000581570	AWAITA PROPERTIES PRIVATE LIMITED	1806350	60.091	0	0	0					1806350
TOTAL				1806350	60.091	0	0	0					1806350



JPT SECURITIES LTD.

(I)(c)(i) STATEMENT SHOWING SHAREHOLDING OF PERSONS BELONGING TO THE CATEGORY

'PUBLIC' AND HOLDING MORE THAN 1% OF THE TOTAL NUMBER OF SHARES. 30/09/2015

					DETAILS OF WARRANTS	DETAILS OF CONVERTIBLE SECURITIES	TOTAL SHARES (INCLUDING UNDERLYING SHARES ASSUMING FULL CONVERSION OF WARRANTS AND CONVERTIBLE SECURITIES AS A % OF DILUTED SHARE CAPITAL			
Sr. No.	FOLIO	DPID-CLID	NAME OF THE SHAREHOLDER	NO OF SHARES	SHARES AS A % OF TOTAL NUMBER OF SHARES (i.e. GRAND TOTAL (A)+(B)+(C) INDICATED IN STATEMENT AT PARA (I)(a) ABOVE}	NUMBER OF WARRANTS HELD	AS A % TOTAL NUMBER OF WARRANTS OF THE SAME CLASS	NUMBER OF CONVERTIBLE SECURITIES HELD	% w.r.t TOTAL NUMBER OF CONVERTIBLE SECURITIES OF THE SAME CLASS	
1		120560000005691	VERONA CAPITAL LIMITED	51011	1.697					51011
2		IN30115128582671	SUCHITRA GANESH SHANBHAG	39041	1.299					39041
3		1201640000149917	MADHU TOTLA	35373	1.177					35373
TOTAL				125425	4.173					125425



JPT SECURITIES LTD.

(I)(c)(ii) STATEMENT SHOWING SHAREHOLDING OF PERSONS BELONGING TO THE CATEGORY

'PUBLIC' AND HOLDING MORE THAN 5% OF THE TOTAL NUMBER OF SHARES. 30/09/2015

				DETAILS OF WARRANTS		DETAILS OF CONVERTIBLE SECURITIES		TOTAL SHARES (INCLUDING UNDERLYING SHARES ASSUMING FULL CONVERSION OF WARRANTS AND CONVERTIBLE SECURITIES AS A % OF DILUTED SHARE CAPITAL	
Sr. No.	FOLIO	DPID-CLID	NAME OF THE SHAREHOLDER	NO OF SHARES	SHARES AS A % OF TOTAL NUMBER OF SHARES {i.e. GRAND TOTAL (A)+(B)+(C) INDICATED IN STATEMENT AT PARA (1)(a) ABOVE}	NUMBER OF WARRANTS HELD	AS A % TOTAL NUMBER OF WARRANTS OF THE SAME CLASS	NUMBER OF CONVERTIBLE SECURITIES HELD	% w.r.t TOTAL NUMBER OF CONVERTIBLE SECURITIES OF THE SAME CLASS
TOTAL				0	0				0



JPT SECURITIES LTD.			
(I)(d) STATEMENT SHOWING DETAILS OF LOCKED-IN SHARES 30/09/2015			
Sr. No.	Name of the shareholder	Number of locked-in shares	Locked-in shares as a percentage of total number of shares {i.e., Grand Total (A)+(B)+(C) indicated in Statement at para (I)(a) above}
TOTAL			0



JPT SECURITIES LTD.**(II)(A) STATEMENT SHOWING DETAILS OF DEPOSITORY RECEIPTS (DRs)**

Sr. No.	Type of outstanding DR (ADRs, GDRs, SDRs, etc.)	Number of outstanding DRs	Number of shares underlying outstanding DRs	Shares underlying outstanding DRs as a percentage of total number of shares {i.e., Grand Total (A)+(B)+(C) indicated in Statement at para (I)(a) above}
1	ADR	0	0	0
2	GDR	0	0	0
TOTAL		0	0	0



JPT SECURITIES LTD.**(II)(b) Statement showing holding of Depository Receipts (DRs), where underlying shares held by "promoter/promoter group" are in excess of 1% of the total number of shares**

Sr. No.	Name of the DR Holder	Type of outstanding DR (ADRs, GDRs, SDRs, etc.)	Number of shares underlying outstanding DRs	Shares underlying outstanding DRs as a percentage of total number of shares (i.e., Grand Total (A)+(B)+(C) indicated in Statement at para (I)(a) above}
1		0	0	0
2		0	0	0
TOTAL		0	0	0

